

Manager (Supervisor) Portal Quick Reference Guide

Manager (Supervisor) Portal Introduction
Coupled with the LaDIS features available to you as a Student, as a Manager you have additional functionality available to you.



For LaDIS support, contact your Regional Training Coordinator. If they are unable to assist, they will escalate your issue accordingly and come back to you with a solution.

This Quick Reference Guide (QRG) assumes you are logged into LADIS with the relevant user access and permissions.

View Staff Person Records

To view your Staff member's Profile (Personal Details) go to **Training Records>Manage People**. Click on the underlined Trainee ID of your Staff Member to view their Personal Details.

View Staff Training Records

As a supervisor you have the ability to view certain details of the staff you manage. Although you can view each of your staff's **Training Records**, these Training Records do NOT provide a full list of training history, only training records acquired in LaDIS (hence not pre-LaDIS eg. FireWeb). If you wish to view your staff's full training history it is advised to log in as an Administrator and go to the **Members>People>Actions>Training Profile** screen.

View your Staff Emergency Role Development Plans (ERDPs)

Supervisors play a role in the ERDP approval workflow. ERDPs are driven by a status which is updated to reflect the approval status of the plan. The table below describes each ERDP status.

Status	Description
Draft	Editing status; to make any changes to an ERDP, it must be reverted to a status of Draft.
Ready for Supervisor Approval	Set by the creator of the ERDP, this status informs student's supervisor the ERDP is ready for their approval.
Ready for Fire Business Approval	Set by the student's supervisor, this status informs the regional training coordinator the ERDP is ready for their approval.
Approved	Set by the regional training coordinator, this status informs the student and their supervisor the ERDP is approved. You are not able to set this status for an ERDP.
Deferred	ERDP is deferred for a set period of time. You are not able to set this status for an ERDP.

You will receive an email notification when an ERDP for one of the staff you manage is ready for your approval. The following steps outline how to provide supervisor approval of an ERDP.

1. From the LADIS home page, hover your mouse over the **Training Records** menu option then click **ERDP** from the drop-down list. A list of those staff with ERDPs will display. The **Status** column will indicate those in a status of **Ready for Supervisor Approval**.
2. Click on **More Details**. The **More Details** pop-up window displays allowing you to view the student's ERDP.

Review the ERDP

Selecting any Program in an ERDP will display more of its composite parts.





Manager (Supervisor) Portal Quick Reference Guide

ERDP Element	Description
Program	The name of the emergency role the student is aspiring to achieve.
Stages	Each program will contain a Training Event stage and an Accreditation stage.
Courses	Selecting the Training Event stage will display the actual course to be attended Selecting the Accreditation stage displays any relevant capability assessments and validation/endorsement activities to be completed.

These sections are linked to assessment items associated with training event attendance, capability assessments and validation/endorsement tasks.

As assessments are completed, these sections will update to show completion dates, last updated dates and the user to last update.

To Edit/Approve the ERDP as a Supervisor

3. Click the  to close the **More Details** pop-up window.
4. Click the  icon.
5. Click the **Status** drop-down menu and select **Ready for Fire Business Approval**
6. Click the  button.
7. Click  on the confirmation pop-up

The ERDP is approved at the Supervisor level and has progressed to your fire business representative (usually your regional training coordinator) for their approval.

If you do not agree with the ERDP, you will need to contact the individual or district or regional training coordinator to discuss your concerns and agree further actions before approval.

Changes to Organisation Structure

As changes to the organisation structure are reflected in the relevant HR systems, these will flow through into LADIS. This means you will always have visibility of your current staff – there are no actions for you to perform.

Other Items?



There is no need for you to use the **Training Record** or **Pending Approvals** options.